



“User Credits” configuration manual.

Content:

Downloading plugin.

Installing Plugin.

Plugin configuration:

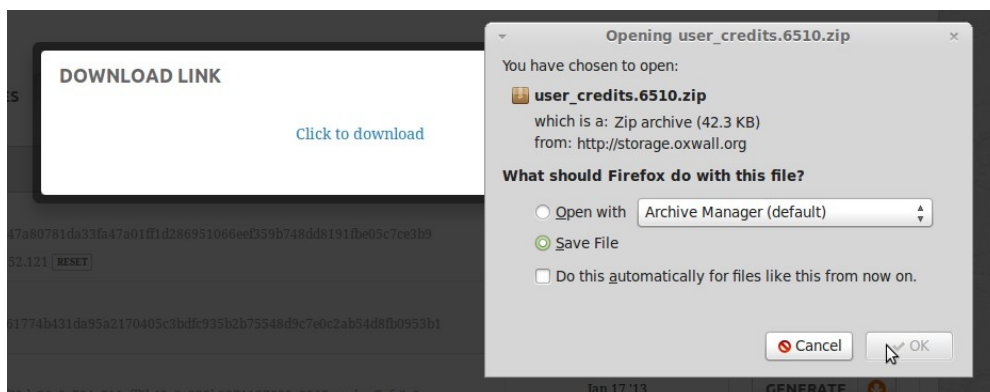
- Credit Rewards.
- Credit Packs for Purchase.

Giving credits to user manually.

Source code.

Downloading plugin.

Once plugin is purchased open Oxwall Store>> “My Purchases” tab>>click on “Generate” next to “User Credits” plugin>> “Click to download”>>save the file.

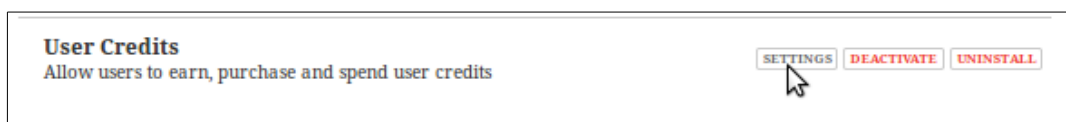


Installing plugin.

Go to Admin panel>>Plugins>>Add New>> Upload the file downloaded earlier>>enter your FTP access details>>click “Install”.

Plugin configuration:

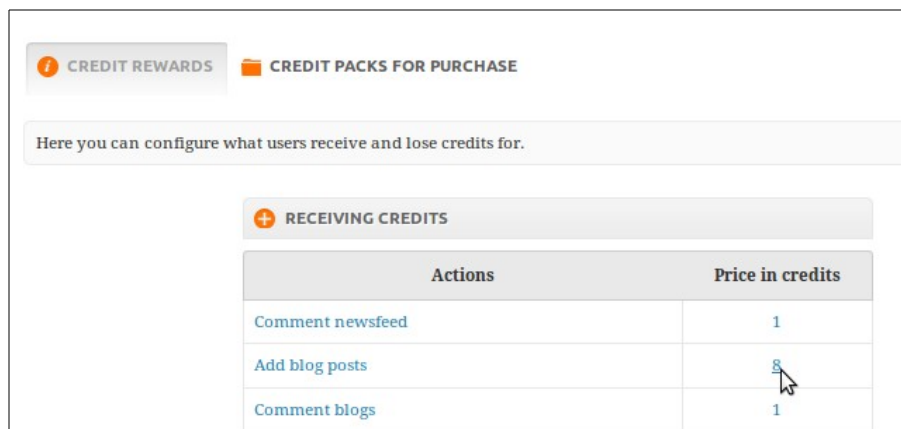
To configure installed plugin click on “Settings” next to “User Credits” in Admin panel>>Plugins>>Installed plugins.



Credit Rewards.

Here you can configure what users receive and lose credits for. List of available actions depends on other plugins you have and their compatibility with “User Credits” plugin.

To change price in credits for certain action, click on the number next to it .



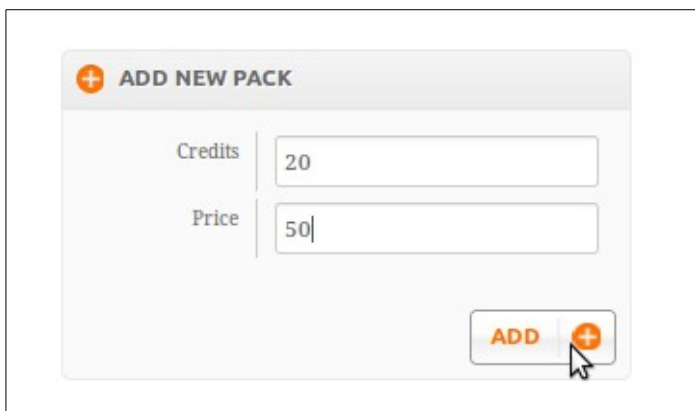
Use positive numbers (> 0), if you would like users to receive credits for certain action. Example: 8. All actions with positive price in credits are placed under "Receiving Credits" section.

Use negative numbers (< 0), if you would like users to lose credits. Example: -8. All actions with negative price in credits are placed under "Losing Credits" section.

Use "0" ($=0$) if you don't want users neither to lose nor to receive credits. All actions with "0" price in credits are placed under "Set up" section.

Credits Packs for Purchase.

Here you can configure how users purchase credits.



ADD NEW PACK

Credits: 20

Price: 50

ADD

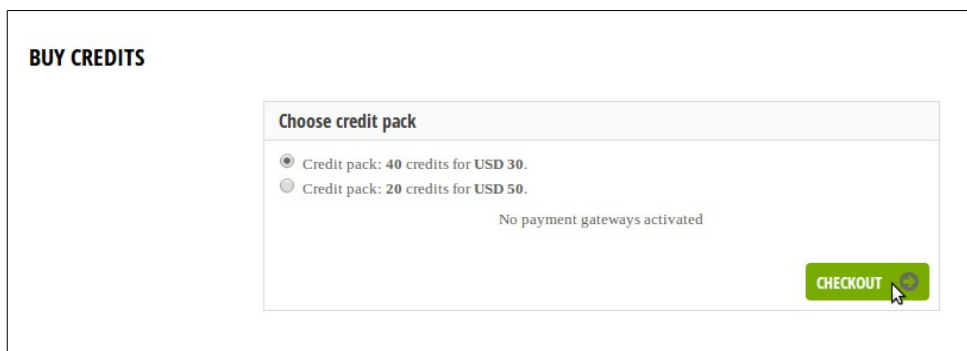
Users can purchase created packs by clicking on "My Credits" link from the "Quick Links" widget on their dashboards.



MY DASHBOARD	
Quick Links	
My Friends	1
My Photo Albums	2
My Credits	5

Direct link to the "Buy Credits" page: www.yoursitename.com/user-credits/buy-credits.

Note that additional payment gateway plugin is required for users to be able to purchase credits.



BUY CREDITS

Choose credit pack

Credit pack: 40 credits for USD 30.

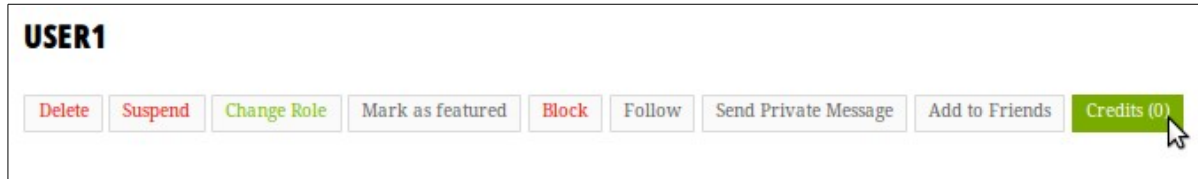
Credit pack: 20 credits for USD 50.

No payment gateways activated

CHECKOUT

Giving Credits to Users Manually.

Site's admin and moderators with the right to manage user credits can give credits to users manually. To do so log in as admin/moderator>>visit needed user's profile page>>click on "Credits">>enter needed number>>click "Save"



Source code.

Source code of "User Credits" plugin is saved in ow_plugin/user_credits/ directory on your server.

Build number and developer key can be found in ow_plugins/user_credits/plugin.xml file.